


Local Control Accountability Plan (LCAP)

Goal 2 and 3: Progress Update



March 2, 2016
Board of Education

2016 LCAP Community **Town Hall Meetings:**

- **March 9**, 6:30-8:00pm, DeJean MS
- **March 12**, 9:30-11:00am, Coronado ES
- **April 20**, 6:30-8:00pm, Downer ES (presentation in Spanish)

Upcoming **DLCAP Parent Committee** meetings:
March 22, April 26, May 12



2015-16 LCAP GOALS

Goal 1: Improve Student Achievement

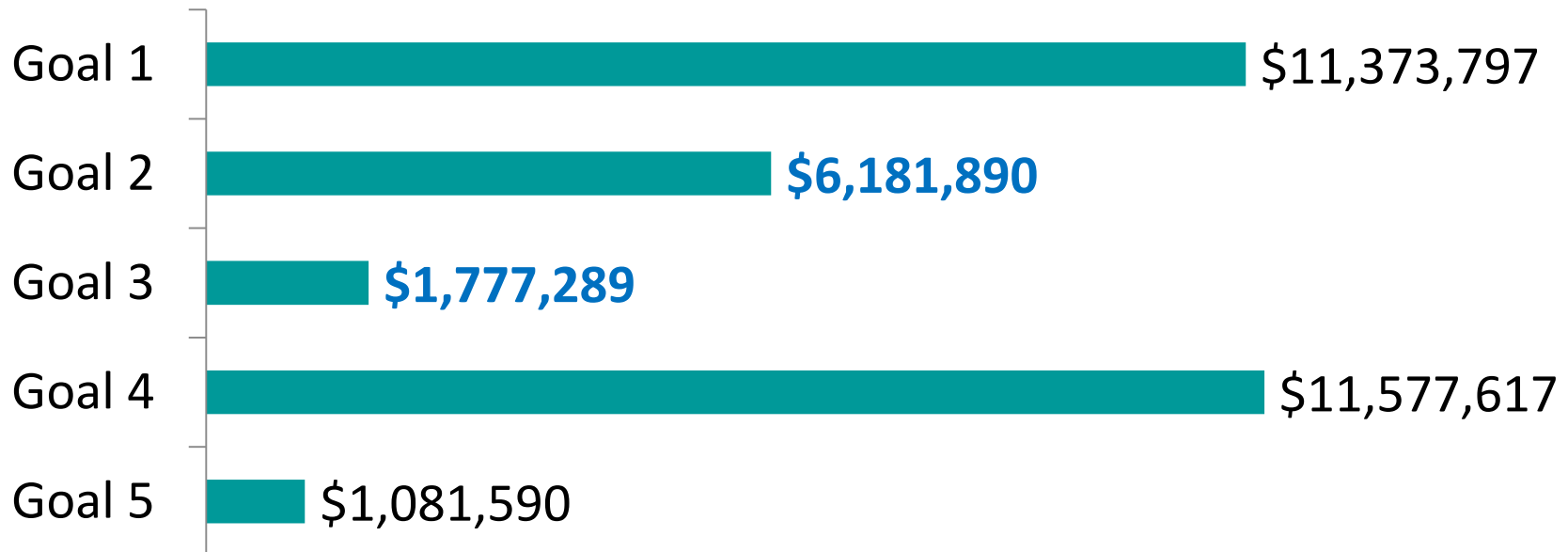
Goal 2: Improve Instructional Practice

Goal 3: Increase Parent and Community Engagement & Involvement

Goal 4: Improve Student Engagement and Climate Outcomes

Goal 5: Provide Basic Services to All Students

2015-16 LCAP BUDGET



Goal 2:

Improve instructional practice through professional development and professional learning communities at schools and recruiting and retaining high quality teachers and principals.

Goal 3:

Increase parent and community engagement, involvement, and satisfaction.





LCAP Goal 2 Measures

LCAP Student Survey responses of 'often' on CCSS-related questions will increase by 3%

Responses = 4,975 (4, 6, 8 grade)	2014-15 Baseline	2015-16 Goal
Discussion where you used evidence from something you read to defend opinion/ideas	42%	45%
Math task that required you to explain your thinking	54%	57%
Writing assignment/research project where you used more than one source of information	43%	46%



LCAP Goal 2 Measures

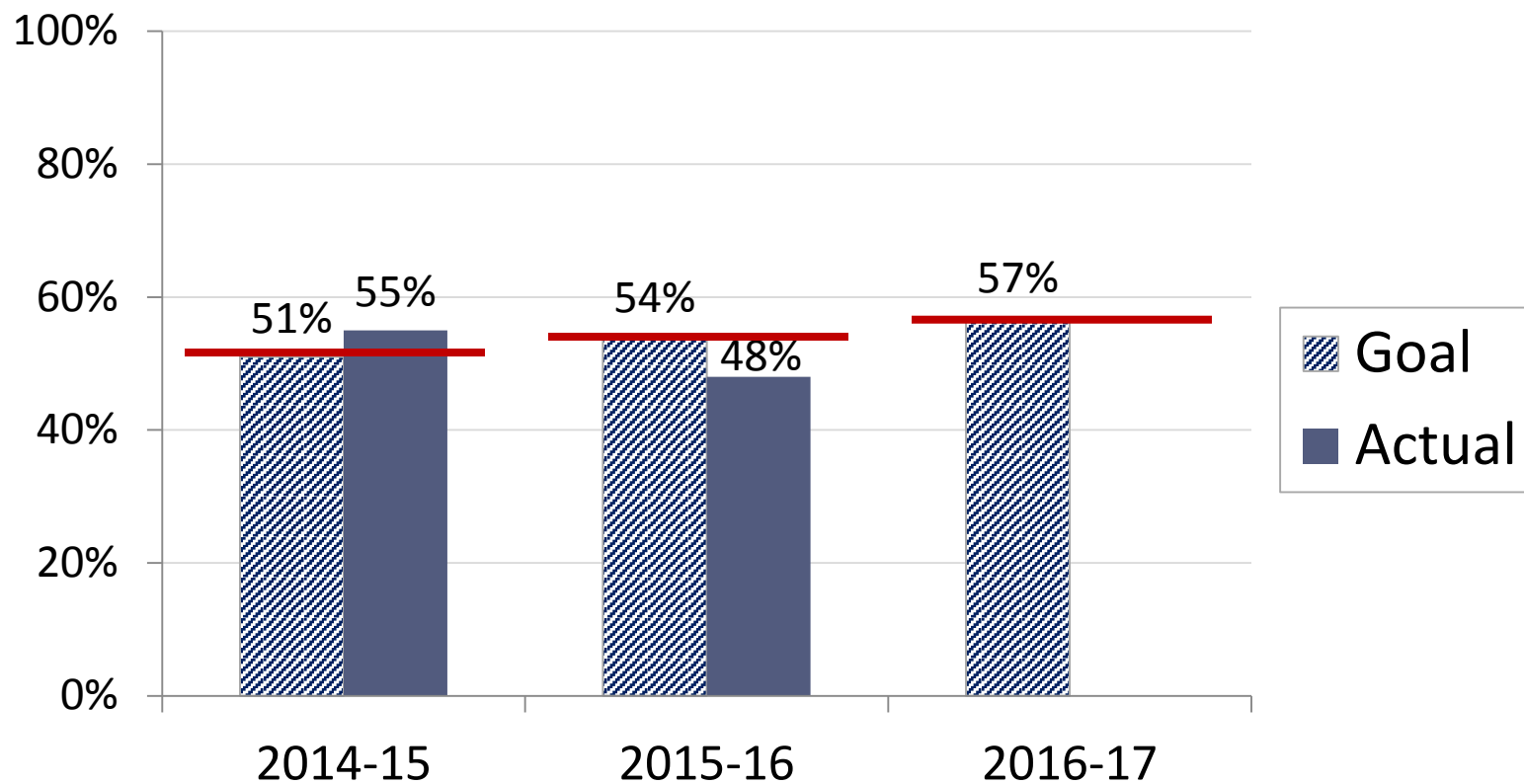
LCAP Student Survey responses of 'often' on CCSS-related questions will increase by 3%

Responses = 4,975 (4, 6, 8 grade)	2014-15 Baseline	2015-16 Goal
Writing assignment/research project where you used evidence from something you read to defend opinion/ideas	47%	50%
Use computers at school to complete assignment	34%	37%



LCAP Goal 2 Measures

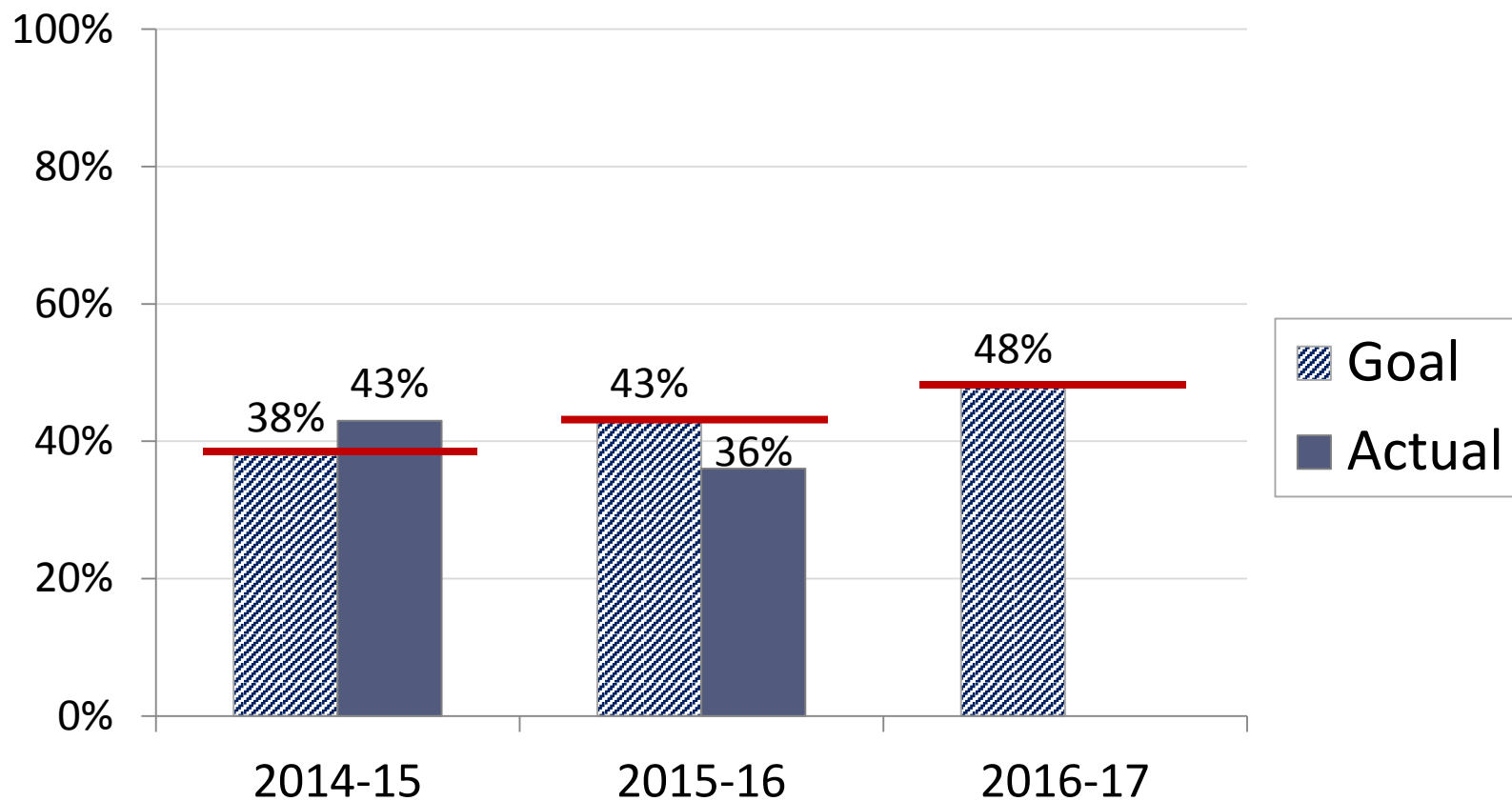
Increase share of new teachers who stay into their 4th year (within district) by 3%





LCAP Goal 2 Measures

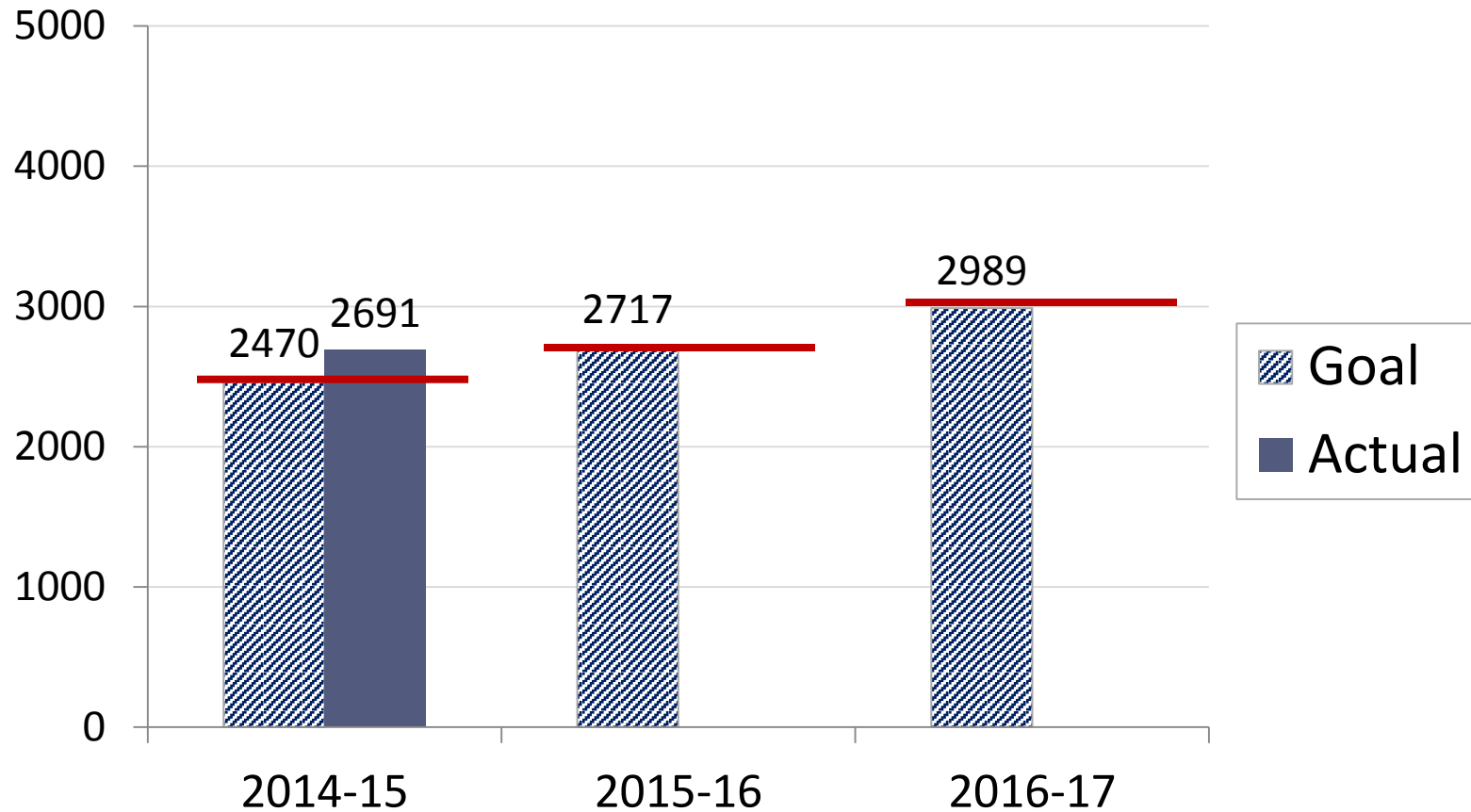
Increase share of principals who stay into their 4th year in same school by 5%





LCAP Goal 3 Measures

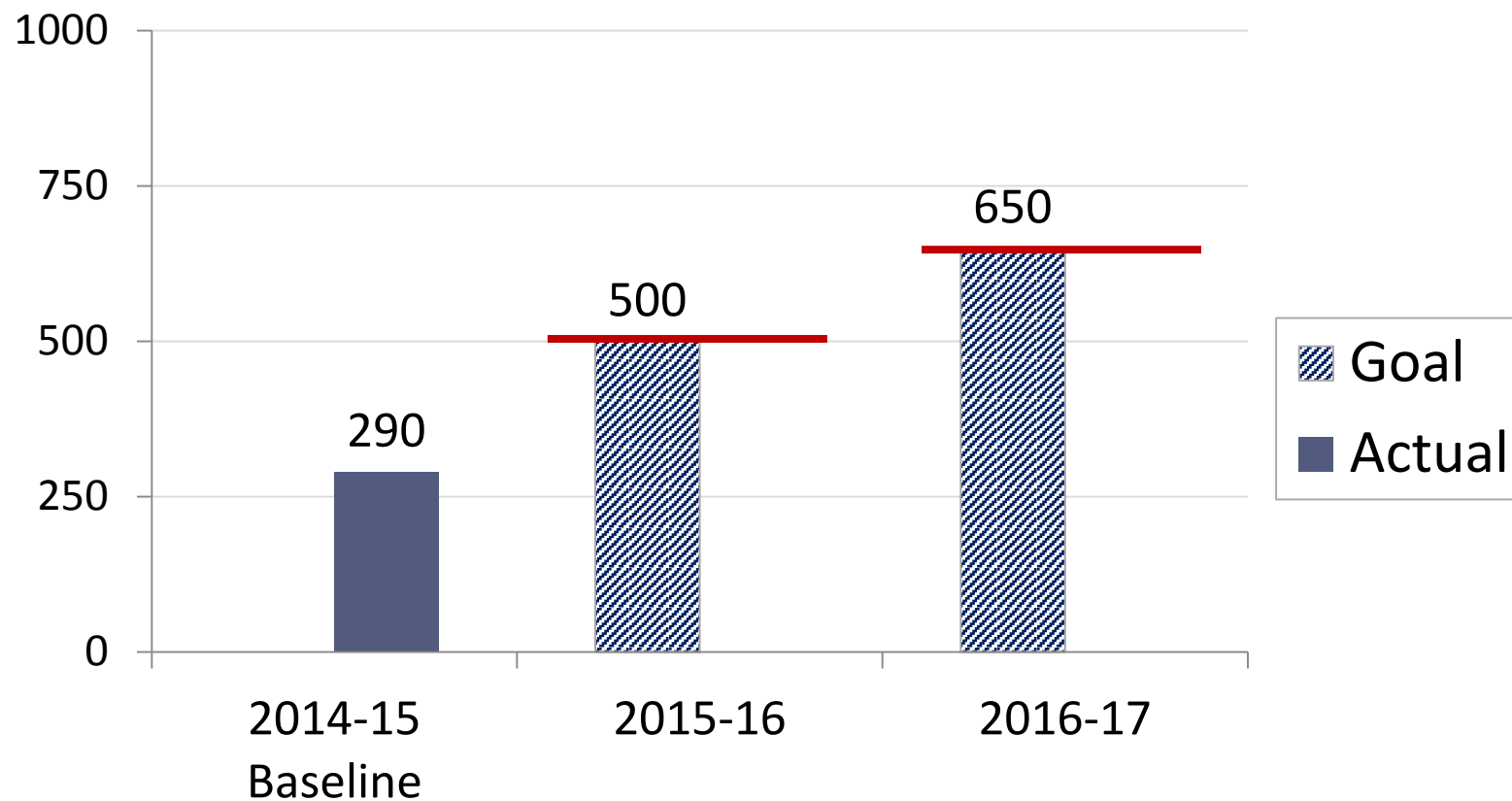
CA School Parent Survey response rate will increase by 10%





LCAP Goal 3 Measures

Number of Parent University graduates will increase to 500 graduates





LCAP Goal 3 Measures

CA School Parent Survey responses on **engagement**-related questions will increase

Responses = 2,961	2014-15 Baseline
This school actively seeks the input of parents before making important decisions	74%
This school allows input and welcomes parents' contributions	86%
This school encourages me to be an active partner with the school in educating my child	85%



LCAP Goal 3 Measures

CA School Parent Survey responses on **satisfaction**-related questions will increase

Responses = 2,961	2014-15 Baseline
This school has a supportive learning environment for my child	88%
This school has adults that really care about students	89%
This school is a safe place for my child	85%



LCAP Goal 2 Actions & Services

Provide Additional Calendar Days for Teacher PD - \$2,570,300

Professional Development (PD)

- 2 Additional days on calendar for teachers to review data, develop SMART goals, content knowledge, instructional practice and lesson plans, and collaborate
- PD topics ranged from California standards, New ELD standards, and data driven instruction to growth mindset, pathway integrated projects, classroom management, culture of high expectations, and restorative justice practices





LCAP Goal 2 Actions & Services

District-wide Staff Development Day - \$10,000

- Staff Development Day was held on October 12th.
- Classified and certificated staff participated

Training sessions included:

- Contracts
- Dispute Resolution
- Creating Positive Work Environment
- Quality Assurance
- MUNIS
- Excel
- Recognizing Medical Emergencies
- Nurse Services
- Community Engagement
- Asbestos Awareness
- EPI Pen Training
- CPR
- Library Services
- Forklift Training



LCAP Goal 2 Actions & Services

Decentralize Funding to Schools for Implementation of School Plans - \$3,000,000

- Schools develop Single Plans for Student Achievement/Infographics to detail spending plans
- To develop plans, sites review data, do a needs analysis, set goals, select promising strategies, implement actions, assess progress, and continue to work in a cycle of inquiry



Convene Best Practice Conferences/Experiences - \$340,230

Opportunities to Share Best Practices

- Common Core/Integrating Technology Summer Institute June 2015 and 2016
- August 2015 Pathway Leads Retreat
- August 2015 ILT Districtwide Retreat
- January 30 ILT Mid-Year Check-in
- New Teacher PD Series 2015 – 16
- Department Chair Chat Series – Feb. – June 2016
- New Teacher Series - 2015-16
- April 2016 Best Practices Conference (Hosted by ASC)
- Growth Mindset Teacher Leadership Team
- Growth Mindset Summer Institute 2016
- NGSS 2016 Academy
- Edviate On-line PD Summer Roll-Out Boot Camp 2016



LCAP Goal 2 Actions & Services

Response to Intervention and Universal Design - \$117,270

Response to Intervention

- Learning Center work continues
- Oct. 2015 – Training for general/special education teachers on Effective Reading Interventions – Fluency
- Nov. 2015 – Training for general/special education teachers on Effective Reading Interventions – Decoding/Comprehension
- Purchase and implement Rewards, 6 Minute Fluency Solutions, Read Naturally and Phonics for Reading as Tier 2/3 interventions
- Purchase and implement Touch Math as Tier2/3 intervention

Universal Design for Learning

- Feb 2016 – Principal Training through CAST on Universal Design for Learning (UDL)
- UDL Training of Trainers through CAST
 - ✓ 20 school teams: one general ed teacher/one special ed teacher
 - ✓ 15 schools trained in 2014-15
- Three half day trainings from Northern California Diagnostic Center



Support for robust implementation of RtI and MTSS

On-site professional development which includes:

- ✓ Strategies to support students during direct instruction
- ✓ Systems to implement differentiated instruction
- ✓ Use of data to identify student needs
- ✓ Effective use of Accelerated Reader to encourage independent reading

Additional support to schools through:

- ✓ Contracts to support accelerated student learning
- ✓ Instructional materials needed to support student learning
- ✓ Collaboration and Professional Development time



LCAP Goal 2 Actions & Services

Implementation of CCSS, ELL Standards, NGSS – \$144,090

K-12 Implementation of California Standards (ELA & Mathematics) New ELD Standards Next Generation Science Standards College and Career Pathways


- District Areas of Focus for California Standards
- Multiple Teacher Leadership Opportunities
- Professional Development
- Coaching
- Integrating Technology into daily practice
- Growth Mindset/Efficacy focus
- On-line Local Assessments aligned to California and NGSS standards & SBAC format



SCHOOL COMMUNITY OUTREACH WORKERS – \$1,777,289

- SCOW Position Allocation at 32 school sites
- Provided monthly trainings for SCOW's to support parent engagement, community program coordination, and volunteerism—including collaborative planning with principals
- Hosted 4 events districtwide to engage new parent volunteers—including completing volunteer agreement, fingerprinting, and badge access
- 2015-16 Volunteers: 1,498
- Family Engagement Opportunities featured on site infographics
- Support for expansion of Parent University districtwide

Questions?



www.wccusd.net/lcap
lcap@wccusd.net